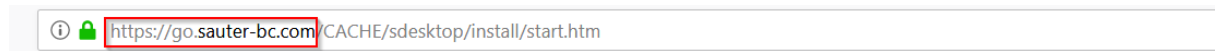


VPN-Zugang per Cisco AnyConnect

Hinweis:

Die VPN-Verbindung und der Download funktioniert nur außerhalb des Sauter-Netzwerks! VPN-Benutzer muss zuvor von der EDV eingetragen worden sein.

1. AnyConnect herunterladen





CISCO Cisco Secure Desktop

WebLaunch

- Platform Detection
- ActiveX
- Java Detection
- WebLaunch
- Access Denied
- Critical Error
- Success
- Access Denied

Platform Detection

Web-based launch of Cisco Secure Desktop is not supported with 64-bit versions of IE. Please retry with the 32-bit version of IE. Continuing in **26** seconds.

[Download](#)





CISCO Cisco Secure Desktop

WebLaunch

- Platform Detection
- ActiveX
- Java Detection
- WebLaunch
- Access Denied
- Critical Error
- Success
- Access Denied

Platform Detection

Web-based launch of Cisco Secure Desktop is not supported with 64-bit versions of IE. Please retry with the 32-bit version of IE. Continuing in **52** seconds.

[Download](#)



Cisco Secure Desktop

WebLaunch

- Platform Detection
- ActiveX
- Java Detection
- WebLaunch
- Access Denied
- Critical Error
- Success
- Access Denied

WebLaunch


Automated download of Cisco Secure Desktop is not supported by your system configuration.


To proceed, you can use the link below to login. However, your system will not be checked for required policies. As such:

- Corporate policy may prevent or restrict access.
- Some resources may be unavailable.

[Log In](#)

← → ↻ 🏠 https://go.sauter-bc.com/+CSCOE+/logout.html?reason=12#form_title_text

**SSL VPN Service**



Login

Please enter your username and password.

USERNAME:

PASSWORD:



CISCO AnyConnect Secure Mobility Client

WebLaunch

- Platform Detection
 - ActiveX
 - Java Detection
 - Java
- Download
- Connected

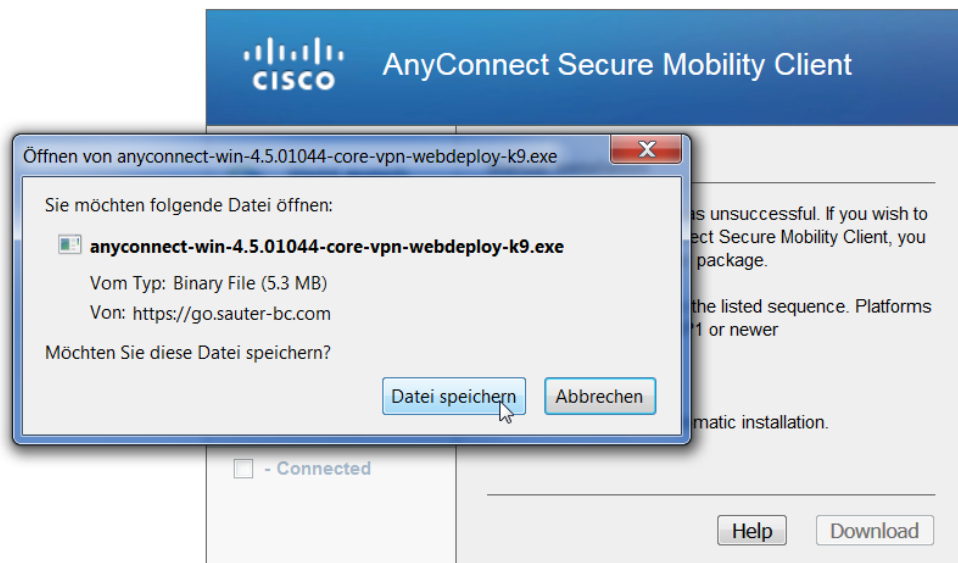
Manual Installation

Web-based installation was unsuccessful. If you wish to install the Cisco AnyConnect Secure Mobility Client, you may download an installer package.

Install module(s) below in the listed sequence. Platforms supported: Windows 7 SP1 or newer

[AnyConnect VPN](#)

Alternatively, [retry](#) the automatic installation.



CISCO AnyConnect Secure Mobility Client

WebLaunch

- Platform Detection
 - ActiveX
 - Java Detection
 - Java
- Download
- Connected

Manual Installation

Web-based installation was unsuccessful. If you wish to install the Cisco AnyConnect Secure Mobility Client, you may download an installer package.


Install module(s) below in the listed sequence. Platforms supported: Windows 7 SP1 or newer

[AnyConnect VPN](#)

Alternatively, [retry](#) the automatic installation.

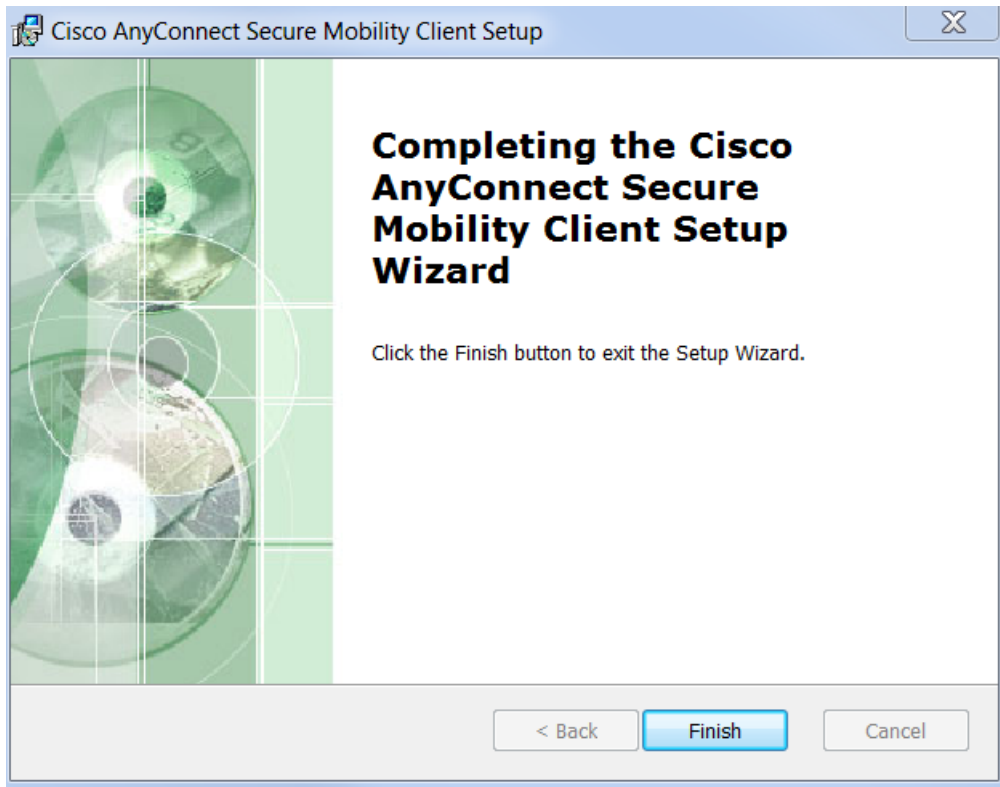
Öffnen von anyconnect-win-4.5.01044-core-vpn-webdeploy-k9.exe

Sie möchten folgende Datei öffnen:

-  **anyconnect-win-4.5.01044-core-vpn-webdeploy-k9.exe**

Vom Typ: Binary File (5.3 MB)
Von: https://go.sauter-bc.com

Möchten Sie diese Datei speichern?



2. Mit dem VPN verbinden

Login mit username (i.d.R. die ersten fünf Buchstaben des Nachnamen und die ersten drei des Vornamen) und Passwort, Knopf „OK“ drücken, danach sollte eine Meldung „successfully connected“ und ein gelbes Schloss beim AnyConnect-Symbol erscheinen



Einstellungen

Sofern von einem privaten Netzwerk (bspw. von zuhause) innerhalb der VPN-Verbindung gedruckt werden soll, muss der Haken unter „Preferences“, „Allow local (LAN) access when using VPN (if configured)“ gesetzt werden.

